



VLA-2A MARK II

VINTAGE LEVELING AMPLIFIER



VLA-2A MARK II VINTAGE LEVELING AMPLIFIER

GENERAL OVERVIEW



BREATHING DYNAMICS

VLA-2A MARK II | VINTAGE LEVELING AMPLIFIER

The VLA-2A* Mark II is the new and improved version of our best selling VLA-2A plug-in - the world's finest emulation of THE opto electronic compressor of the late 1960s.

It includes all of the VLA-2A features that you know and love, with a larger GUI, added Emphasis Control, Sidechain, Cell Selector, MakeUp Gain and Mix Control.

This classic compressor with a twist is pure magic - use it to gently add warm, breathy compression and tube saturation to your tracks, for that unmistakable vintage sound that is filled with character.

We recommend the VLA-2A especially for vocals and drums, however, it also performs outstandingly well on bass or even on the master bus. Pair it with the VLA-FET for the perfect analog-inspired dream team!

Embrace the beauty of smooth opto electronic compression, along with new features that catapult this unit into the 21st century.

History

The predecessor to the VLA-2A dates back to the early 1960s, when it was originally used for broadcast. Engineers quickly noticed that the tubes in this unit, as well as its multi-stage release and frequency-dependent attack and response, lend incredibly well to music production as well.

The VLA-2A was faithfully modeled to the original unit, perfectly capturing all of its character and making it an instant favorite!

The VLA-2A Mark II will throw you back in time, giving you that authentic vintage feel, without feeling antiquated, thanks to our careful refinement and added features. A true Black Rooster Audio classic, this unit is a vintage classic with a twist!

—
*LA-2A is a reg. trademark of Universal Audio, Inc. The VLA-2A is developed by Black Rooster Audio based on its proprietary modeling techniques. Universal Audio, Inc. has not sponsored or endorsed Black Rooster Audio's products in any way, nor licensed any intellectual property for use in the VLA-2A.

VLA-2A MARK II VINTAGE LEVELING AMPLIFIER

GENERAL OVERVIEW

FEATURE OVERVIEW

AUTHENTIC CIRCUIT EMULATION

Our real time SPICE type component-based circuit simulation approach allows us to authentically capture the sound and feel of the original analog unit with all its nuances. Every crucial part of the device, including in- and output transformers, sidechain and audio path tube stages, the emphasis filter network, and the T4A cell have been faithfully modeled to its original 60s reference unit.

SIDECHAIN (NEW)

This feature allows you to control the gain reduction on your main signal via the envelope of the external sidechain signal.

CELL SELECTOR (NEW)

Use this feature to choose from 3 different optoelectric cells (A, B, and C). Each one offers different attack and release times.

EMPHASIS CONTROL (NEW)

The Emphasis control feature is responsible for controlling the sidechain pre-emphasis. It is useful for keeping high frequencies in check, preventing overmodulation and allowing for a higher sensitivity to high frequencies.

MAKEUP GAIN (NEW)

Use this feature to optimize your output signal, by trimming it with the all new make up gain control.

MIX (NEW)

You can now mix in the compressed signal with the original one for maximum control.

SSE2 OPTIMIZED CODE

DSP operations are pipelined using the SSE2 instruction set. This ensures the highest possible performance operation despite very complex computations.

AUTO-ADJUSTED OVERSAMPLING FOR MAXIMUM AUDIO TRANSPARENCY

Aliasing artifacts are efficiently attenuated using a low latency linear phase Dolph-Chebyshev poly-phase design. The oversampling is auto adjusted to your session's sample rate to save valuable CPU power while offering the most transparent sound possible.

HIGHDPI / RETINA SUPPORT

All our plug-Ins support high pixel density on Mac OSX and Windows to bring you the most enjoyable user experience on high DPI displays. Please refer to your manual to find whether your DAW is HighDPI capable if you're working on Windows.

FURTHER INFO

Plugin Activation & System Requirements

All Black Rooster Audio plug-ins are equipped with a straightforward and easy to use, serial-based activation system. We did our best to ensure that our system works well for both online and offline users. By supporting USB key activation, mobile use is supported. For detailed information on activation and the current system requirements of our plug-ins please refer to <https://blackroosteraudio.com/en/faq>

VLA-2A MARK II VINTAGE LEVELING AMPLIFIER

PLUG-IN CONTROLS



» ON/OFF

Engages or bypasses processing. You can click both on the switch and the Power LED.




» RATIO (LIMIT/COMPRESS)

Toggles between a smooth or a more aggressive compression mode.



» EXT SC (EXTERNAL SIDECHAIN)

Switches between the external or internal sidechain signal. The sidechain can be filtered with the shelving emphasis filter.



» EMPHASIS CONTROL

Controls the emphasis filter (shelving filter; sensitivity to high frequencies). Increasing the filtering reduces the low-frequency content of the sidechain signal, resulting in compression that is less sensitive in the low end, and more sensitive to high frequencies.



» CELL SELECTOR

Select between opto-electric cells A, B and C. Each one offers different control and release times.

A: Soft knee | Low ratio

B: Soft knee | Higher ratio

C: Hard knee | Higher ratio



» GAIN

Controls the amount of gain in the audio amp. Turning up the gain will gradually drive the signal into a beautiful sounding saturation. LINK: Dragging the gain or make up knob holding your right mouse button connects both controls. Each time you move the gain control, the make up control moves in the opposite direction and vice-versa. This way you can drive the input (and compression) without risking overloading the audio chain.

VLA-2A MARK II VINTAGE LEVELING AMPLIFIER

PLUG-IN CONTROLS




» VU METER

The VU meter allows for the monitoring of the average input, gain reduction or output levels in dB. A readout of -14dB full scale in the plug-in equals a level 0 dBu in the hardware.




» PEAK REDUCTION

Controls the amount of compression applied to the input signal.



» MAKE-UP GAIN

Trims the output signal's gain.



» MIX (WET/DRY)

Mix your wet and dry signals to find the right amount of compression for your track.



» METER SWITCH (IN/GR/OUT)

Toggles between input-, gain-reduction- and output-metering.

VLA-2A MARK II VINTAGE LEVELING AMPLIFIER

PREFS & INSTRUCTIONS

ADDITIONAL PLUG-IN PREFERENCES

(GEAR ICON MENU AT THE BOTTOM)

GUI SIZE

In the GUI size menu, you can select your preferred GUI ranging from a list of four settings, if you're looking to change the default sizing. Please note that the GUI size setting is a global preference that affects all Black Rooster Audio plug-ins installed on your system. If you are stuck with large GUI sizes, please right click on any non-control section of the plug-in for the regular settings menu to adjust GUI size.

KNOB BEHAVIOUR & KEYBOARD SHORTCUTS

Use the plug-in settings menu to select your preferred knob mode globally. Please note that all of our plug-ins share the same settings across all DAW applications. Choose between "Host Setting", "Circular", "Relative Circular" and "Linear".

- By default, the knob mode is set to "Host Setting", which means that the knob mode is dictated by the DAW application. Some VST hosts allow you to change the knob mode setting in their preference menu. Our plug-ins will respect the host knob mode in that setting.
- In "Circular" or "Relative Circular" mode, all knobs will react to circular mouse gestures and you have to drag your mouse in a clockwise or counter-clockwise direction to change its value.
- In the "Linear" mode you have to drag your mouse up or down when selecting a knob to change its value. Use the knob sensitivity menu and adjust it to your liking. Please note that this function is only available in linear mode.

ALL OF OUR PLUGINS SUPPORT THE FOLLOWING KEYBOARD SHORTCUTS

AU Hosts on Mac OS

Alt + Click - Reset control to its default value
Shift + Drag - Fine control
Shift + Mousewheel - Fine control

VST Hosts on Mac OS

CMD + Click - Reset control to its default value
Shift + Drag - Fine control (only applicable in linear knob mode)
Shift + Mousewheel - Fine control

VST Hosts on Windows

Ctrl + Click - Reset control to its default value
Shift + Drag - Fine control (only applicable in linear knob mode)
Shift + Mousewheel - Fine control